

Spring Drive Cable Reels Application Data Form



The following data form must be filled out in order for the system to be designed and perform properly.

Request Date

Company

Company Type

Sales Person

Contact

Title

Tel


Fax

E-mail

Application

How will the reel be used? (check one below)

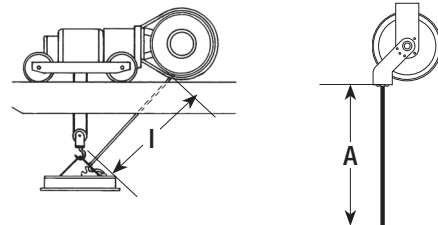
Drag



The reel needs to "drag" the cable through supports or along the ground horizontally. The reel is usually stationary. Cable can be pulled out by hand or by machine.

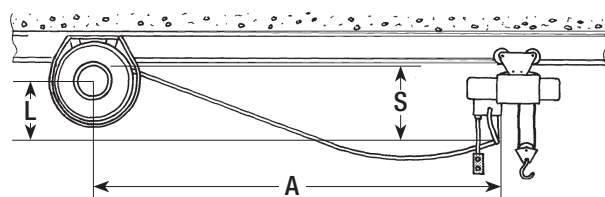
Note: This application is the hardest on cable life.

Lift



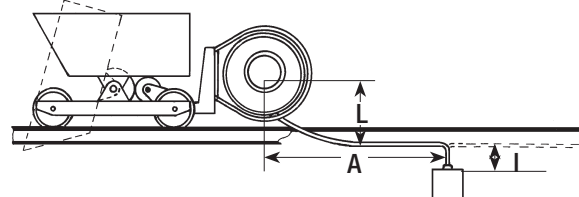
The reel needs to "lift" the cable vertically. The reel is usually stationary. Cable is pulled out of the reel by machine or by hand (as with an overhead light source or a pendant station.)

Stretch



The cable is "stretched" horizontally and is unsupported. The reel may be stationary mounted or mounted onto moving equipment. Cable is pulled out by machine. An extra 6% - 10% of cable beyond active travel is required for cable sag.

Retrieve



The reel needs to pickup ("retrieve" the cable. The reel is mounted on moving equipment. Cable is pulled out by machine.

Other Application Information: Describe the application or attach a sketch. For example, will the reel need to lift a cable-end accessory? Will the cable be run through rollers or sheaves? Will the cable pay out an an angle?

Does your application require Data Transmission as well as Power Transmission? Yes No

If yes, describe your requirements:

Spring Driven Cable Reels Application Data Form



Environment

Installed Location: Indoors Outdoors Dusty Snow Ice

Is an Electrical Enclosure Sealing Required (if known) NEMA _____ or IP _____

Ambient Temperature: Min. _____ Max. _____ °F °C

Will there be corrosive materials present? Yes No If yes, what type (salt, chlorine, steam, acids, etc.) _____

Is this a hazardous location? Yes No If yes, state required NEC Class _____ Division _____ Group _____

Other considerations (vibration, shock, loads, etc.): _____

Mechanical

* Duty Cycle: _____ cycles per: _____ (hour, day, minute, etc.)

If reel will power moving equipment, what is the speed of the equipment? _____ ft/min m/min

** How will the cable be paid out? Parallel with spool At an angle from the spool

Will cable pass through/along devices such as rollers or sheaves that might affect cable retraction? Yes No

* **For very high cycle rates, and/or harsh environments, and/or cables that must be routed through sheaves or rollers, premium cable may be required.**

** **If the cable payout is more than 15 degrees from parallel with the spool, a swivel base or swing-mount will be required.**

Electrical

* Ampacity Required: _____ (per conductor)

Number or Conductors Required (including ground) _____

Wire Gauge/Size Required: _____ AWG Metric

Is There a Specific Cable Type Required? Yes No If Yes, which type: _____

Operating Voltage: _____ (volts) AC DC

Operating Frequency: _____ Hz (U.S. is 60 Hz)

Feeder Cord? Yes No (standard feeder cord is 6 ft.) if longer is needed specify here. Length: _____ ft.

* **To Power an Electromagnet, Please Consult Factory at: 800 521 4888**

Cable Specifications based on Application Selection from Page 1

A = Active Length: _____ (the difference between minimum and maximum operating payout)

I = Inactive Length: _____ (the cable that will stay outside the reel, even at minimum payout)

S = Sag Allowance: _____ (add 10% to the active + Inactive length to accommodate cable sag)

L = Lift Height _____ (the distance from the cable lay up to the reel location)

H = Hook-up Length: _____ (the amount needed to make connections at the "free end" of the cable)

Total: _____ (sum of all lengths listed above)

Note: Not all above measurements are needed for every Application type.