

Application Data Form

Motor Driven Reels



The following data form must be filled out in order for the system to be designed and perform properly.

Request Date	Sales Person
Company	Contact
	Title
	Tel
	Fax
Company Type	E-mail

Operation & Environment

Type of machine: _____

Travel speed of machine: _____ ft/min

Acceleration: _____ ft/s² or time to get speed: _____ s

Duty cycle of machine per hour: _____

Ambient temperature: Minimum: _____ °F °C Maximum: _____ °F °C

Motor voltage: _____ V - Cycles: _____ Hz

Type of spool required: Semi wide Monospiral Level wind Other: _____

Installation: Indoor Outdoor

Environmental Conditions: Tropic Sea side Explosive Dusty Humid _____% Offshore material
 Nuclear Chemical - (Urea Potassium Phosphate Others)

Temperature Range: Minimum: _____ °F °C Maximum: _____ °F °C

Maximum outdoor wind speed: _____ ft/sec

Sketch showing the application attached: Yes No

Application Number - From Pages 2 and 3: _____

Reel Position

Travel: Cable reel, reeling distance: _____ ft. Total runway length: _____ ft Center Feed: End Feed:

Maximum cable payout: _____ ft. Height of the reel axis above the cable support surface: H= _____ ft.

Maximum cable deflection accepted: f= _____ ft. Distance between two supporting rollers: e= _____ ft.

Difference in height between spool axis and anchoring point: a= _____ ft. Length of suspended cable: h= _____ ft.

Distance between spool axis and guiding pulleys: S= _____ ft.

Boom angle high position: α = _____ ° Low position: α = _____ °

Electrical Specifications

Cable: Cross section size(s) and number of conductors: _____

External \varnothing : Minimum: _____ in. Maximum: _____ in. Weight: _____ lb/ft

Machine total kW: _____ Required volt: _____ Cycles: _____ Hz Required Amperes: _____

Voltage drop accepted: _____% Duty cycle: _____% Type of cable: _____

Collector Ring - number of rings and amperage: _____

Fibre optic transmitter - number of fibre optic required: _____

Number of fibre optic in the cable: _____ Type of fibre optic _____

Application Data Form

Motor Driven Reels



Accessories

- One way cable guide
- Two way cable guide - with slack cable detection with over tension slack cable and position detection
 - with take up device for rubber channel cover
- Anchoring device or anchoring device with connecting box Cable sleeve Shock absorber

Options

- End limit switch with (x): _____ contacts Anti condensation heater in collector
- Stainless steel bolts and nuts Other: _____

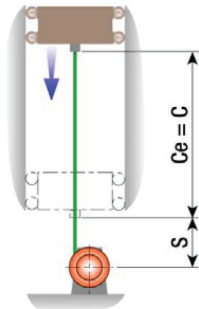
<p>01 - Reel installed on mobile equipment Horizontal retriever</p>	<p>02 - Reel installed on mobile equipment Horizontal retriever with deflection</p>
<p>03 - Reel installed on mobile equipment Cable not sustained</p>	<p>04 - Fixed reel Cable not sustained</p>
<p>05 - Reel installed on mobile equipment Sustained cable</p>	<p>06 - Fixed Reel Sustained cable</p>

Application Data Form

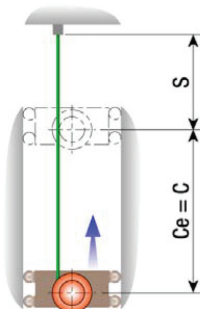
Motor Driven Reels



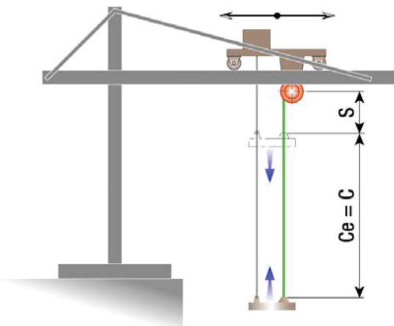
07 - Fixed reel
Cable swallower



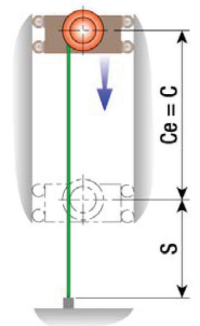
08 - Reel installed on mobile equipment
Cable swallower



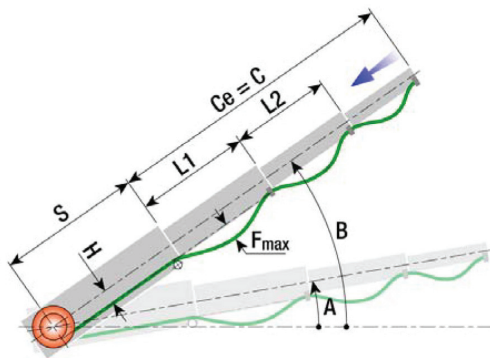
09 - Fixed Reel
Vertical lift



10 - Reel installed on mobile equipment
Vertical Lift



11 - Fixed reel
Telescopic beam



12 - Fixed Reel
Beam with pulley

